

HEAT SHRINKABLE PRODUCTS



Please contact us
for more information.
tel: +46 (0)8 580 210 10
e-mail: info@boxco.se





PERFECT MAKES **BOXCO!**

Since its inception in July 2004, BOXCO AB had the privilege of staying in the tradition-bound and now heritage-protected industrial buildings on Bolinderstrand just by the waterfront in Järfälla, 20km West of Stockholm.

BOXCO AB offers one of the widest and best ranges of electromechanical products for the manufacturing industry.

“Customer Satisfaction is our guiding principle in the work to sell electromechanical products to Nordic industry”

By expanding our product range together with our customers and suppliers, we create a secure future for the Nordic industry.

BOXCO AB will work long term and grow together with our customers.

WITH OUR WIDE RANGE OF HEAT SHRINK MATERIAL WE OFFER OUR CUSTOMERS PRODUCTS FROM SOME OF THE WORLDS STRONGEST MANUFACTURERS.

THIN WALL.....	4-8
DUAL WALL.....	9-10
MEDIUM / HEAVY WALL.....	11-14
BUSBAR INSULATION.....	15
MOULDED PARTS.....	16-18
SPECIALTY MATERIALS.....	19-22
TERMINALS.....	23-24
TOOLS.....	25
INSTALLATION MANUALS.....	26-27





What is Heat Shrink?

Heat Shrink is a plastic tube which is subsequently expanded to more than its original size, when heat is applied, it then shrinks back to its original size.

What is it used for?

The application possibilities are many, in fact, only your imagination sets the limit. Heat Shrink is highly recognised as a product used for electrical insulation, but also industries such as offshore, automotive, aerospace, windmill and many more use Heat Shrink. It can be used anywhere when there is requirements for insulation or other forms of protection.

How to use Heat Shrink

First the Heat Shrinkable tube must be cut to the desired length, it is important for the tubing to be cut cleanly, not with a blunt knife/blade. If the cut is not clean and neat there may be a risk of it running or splitting when it starts to shrink. Be sure to shrink with the correct and appropriate tools. The best result is with a heat gun/torch or an oven. The crimp temperature varies depending on the material used. All materials have a temperature where shrinkage will start, as well as a temperature that is required to achieve full shrinkage.

Shrink ratio

A shrink ratio of 2:1 means that a sleeve that is 2.4mm before shrinkage will be 1.2mm after it is fully shrunk. All measurements are always internal dimensions given in millimeters. Boxco provides Heat Shrink tubing with shrink factors of 2:1, 3:1, 4:1 and 6:1.

Material types

Plastic raw material is available in many different types such as Polyolefin, Fluoroelastomer, Kynar, Teflon and many more. Your choice depends entirely on the requirements for temperature, flexibility, insulation, wall thickness as well as many other factors. Some materials are also produced with adhesive inside, which is suitable where there is a requirement for moisture-proofing, etc., but be aware that it is an adhesive and not glue. Some types are available on spools and others in cut lengths, and in many different colours.

Boxco is always available to guide you in choosing the right product.

How is Heat Shrink produced?



Heat Shrink production can be divided into 3 steps.

- 1 First a tube is produced with the precise thickness and the required finished size after full shrinkage.
- 2 Then the plastic material is cross-linked, in this way it will have a kind of built-in memory, which means that this is the size it will always come back to when heat is applied.
- 3 Finally the plastic material is expanded so that it becomes the finished size heat-shrink tubing.
This process requires great expertise to achieve a satisfactory result with a uniform and correct thickness.

Check List before you order




- What size is the object to be crimped?
- How much should the shrink tubing shrink down to?
- How much heat can the object to be crimped tolerate?
- Is there a need for protection against moisture?
- Is coloured shrink tubing required?

If you need more information please contact us or visit our website

www.boxco.se



We certify that the values provided are as accurate as possible. Use of these values, however, remains the sole responsibility of the customer and cannot in any way substitute for testing the product under real conditions of use. The user must assess whether this product is suitable for a particular use. BOXCO shall not be held responsible for any loss or anomaly resulting from the correct or incorrect use of this product.



THIN WALL TUBING ACS-55-HF

Flexible general purpose flame retardant, halogen free



ACS-55-HF

Thin-wall heat shrink tubing / flexible / halogen free / flame retardant / 2:1

Features

- Thin-wall heat shrink tubing / flexible / halogen free / flame retardant / 2:1

Approvals

- UL224 125 °C VW-1 600 V file E527507 • CSA C22.2 No. 198.1-06
- Meets: RoHS, Sony-SS-00259 Meets: SAE-AMS-DTL-23053/5 class 1 and 2

Application

- Operating temperature: -55°C to +135°C
- Minimum shrink temperature: +70°C
- Minimum full recovery temperature: +100°C
- Longitudinal change: 0 ± 10% max.

Order information

- Colors: Black
- Other colors are available on request



Specially designed halogen free polyolefin.
Superior flame retardancy & abrasion resistance make this tube ideal for military applications as well as for automotive cable bundling.
Ideal for underground applications.
Free from harmful substances such as Halogens, PPB's, PBBO's, PBBE's.

Type / Size	As supplied: inside diameter in mm (min.)	After recovery: inside diameter in mm (max.)	After recovery: wall thickness in mm (+/- 0,05)	Reel / Meter
ACS-55-HF-1,2	1,2	0,6	0,33	150
ACS-55-HF-1,6	1,6	0,8	0,36	150
ACS-55-HF-2,4	2,4	1,2	0,44	150
ACS-55-HF-3,2	3,2	1,6	0,44	150
ACS-55-HF-4,8	4,8	2,4	0,51	75
ACS-55-HF-6,4	6,4	3,2	0,56	75
ACS-55-HF-9,5	9,5	4,8	0,56	75
ACS-55-HF-12,7	12,7	6,4	0,65	50
ACS-55-HF-16,0	16,0	8,0	0,69	50
ACS-55-HF-19,0	19,0	9,5	0,80	30
ACS-55-HF-25,4	25,4	12,7	0,90	30
ACS-55-HF-32,0	32,0	16,0	0,90	30
ACS-55-HF-38,1	38,1	19,0	1,00	30
ACS-55-HF-50,8	50,8	25,4	1,00	30
ACS-55-HF-76,2	76,2	38,1	1,20	15
ACS-55-HF-102,0	102,0	38,1	1,30	15
ACS-55-HF-126,0	126,0	63,5	1,30	15
ACS-55-HF-150,0	150,0	76,0	1,30	15





ACS-55

Thin-wall heat shrink tubing / flexible / flame retardant / 2:1

Features

- Crosslinked Polyolefin • Shrink ratio: 2:1 • Flame retardant
- General purpose • High flexibility

Approvals

- UL224 125°C VW-1 600 V file E527507 • CSA file no.: 1934614
- Meets: RoHS, Sony-SS-00259

Application

- Operating temperature: -55°C to +125°C
- Minimum shrink temperature: +70°C
- Minimum full recovery temperature: +100°C
- Longitudinal change: 0 ± 10% max.

Order information


- Colors: black, red, blue, yellow, green, white, purple, brown, orange, grey
- Other colors are available on request



For electronic, automotive and consumer goods.
Flexible, flame retardant, low shrinking temperature.
Free from harmful substances such as PBB's, PBBO's, PBBE's.

Type / Size	As supplied: inside diameter in mm (min.)	After recovery: inside diameter in mm (max.)	After recovery: wall thickness in mm (+/- 0,05)	Reel / Meter
ACS-55 1,2/0,6	1,2	0,6	0,33	150
ACS-55 1,6/0,8	1,6	0,8	0,36	150
ACS-55 2,4/1,2	2,4	1,2	0,44	150
ACS-55 3,2/1,6	3,2	1,6	0,44	150
ACS-55 4,8/2,4	4,8	2,4	0,51	75
ACS-55 6,4/3,2	6,4	3,2	0,56	75
ACS-55 9,5/4,8	9,5	4,8	0,56	75
ACS-55 12,7/6,4	12,7	6,4	0,65	50
ACS-55 16,0/8,0	16,0	8,0	0,69	50
ACS-55 19,0/9,5	19,0	9,5	0,80	30
ACS-55 25,4/12,7	25,4	12,7	0,90	30
ACS-55 32,0/16,0	32,0	16,0	0,90	30
ACS-55 38,1/19,0	38,1	19,0	1,00	30
ACS-55 50,8/25,4	50,8	25,4	1,00	30
ACS-55 76,2/38,1	76,2	38,1	1,20	15
ACS-55 102,0/50,8	102,0	50,8	1,30	15
ACS-55 126,0/63,5	126,0	63,5	1,30	15
ACS-55 150,0/76,0	150,0	76,0	1,30	15





THIN WALL TUBING

ACS-300

Flexible, flame retardant, high shrink ratio



ACS-300

Thin-wall heat shrink tubing / flexible / flame retardant / 3:1 / mil spec 135 degrees

Features

- Crosslinked Polyolefin • Shrink ratio: 3:1 • Flame retardant • High flexibility

Approvals

- UL224 125°C VW-1 600 V file E527507 • CSA file no.: 1934614 • Meets: RoHS
- Meets: SAE-AMS-DTL-23053/5 class 1 and 2

Application

- Operating temperature: -55°C to +135°C • Minimum shrink temperature: +70°C
- Minimum full recovery temperature: +100°C • Longitudinal change: 0 ± 10% max.

Order information

- Color: black
- Other colors: red, blue, yellow, green, white (flame retardant class 1).
- Transparent (class 2, not flame retardant)



For electronic, automotive and consumer goods.
Flexible, flame retardant, low shrinking temperature.
Free from harmful substances such as PBB's, PBBO's, PBBE's.

Type / Size	As supplied: inside diameter in mm (min.)	After recovery: inside diameter in mm (max.)	After recovery: wall thickness in mm (+/- 0,05)	Reel / Meter
ACS-300 - 1,5/0,5	1,5	0,5	0,45	150
ACS-300 - 3,0/1,0	3,0	1,0	0,55	150
ACS-300 - 4,5/1,5	4,8	1,5	0,60	75
ACS-300 - 6,0/2,0	6,4	2,0	0,65	75
ACS-300 - 9,0/3,0	9,5	3,0	0,75	75
ACS-300 - 12,0/4,0	12,7	4,0	0,80	50
ACS-300 - 18,0/6,0	19,1	6,0	0,90	30
ACS-300 - 24,0/8,0	25,4	8,0	1,20	30
ACS-300 - 39,0/13,0	39,0	13,0	1,25	30





AMB-55 / AMB-300 / AMB-DW

Applications

• AMB Series are Mini-Boxes tubing dispensers ideal for wholesalers, small shops, automotive repair shops or any electrical work shops.

AMB-55: 2:1 ratio, 125°C, ULVW1, high quality, environment friendly tubing (refer to ACS-55 data sheet for details).

AMB-300: provides 3:1 ratio, 125°C, Yellow/Green tubing ideal for grounding.

AMB-DW: provides 3:1 ratio, adhesive lined tubing (refer to ADW-300 datasheet for details).

Features

• Sizes available: from 1,6 mm up to 25,4 mm.

Order information


AMB-55 / AMB-300: Black, Clear, Red, Blue, Yellow, Green, White (others on request). • **AMB-DW:** Black



Type / Size	As supplied: inside diameter in mm (min.)	After recovery: inside diameter in mm (max.)	After recovery: wall thickness in mm (+/- 0,05)	Box / Meter
AMB-55 1,2/0,6	1,2	0,6	0,33	10
AMB-55 1,6/0,8	1,6	0,8	0,36	10
AMB-55 2,4/1,2	2,4	1,2	0,44	10
AMB-55 3,2/1,6	3,2	1,6	0,44	10
AMB-55 4,8/2,4	4,8	2,4	0,51	10
AMB-55 6,4/3,2	6,4	3,2	0,56	5
AMB-55 9,5/4,8	9,5	4,8	0,56	5
AMB-55 12,7/6,4	12,7	6,4	0,65	5
AMB-55 16,0/8,0	16,0	8,0	0,69	5
AMB-55 19,0/9,5	19,0	9,5	0,80	5
AMB-55 25,4/12,7	25,4	12,7	0,90	5

Type / Size	As supplied: inside diameter in mm (min.)	After recovery: inside diameter in mm (max.)	After recovery: wall thickness in mm (+/- 0,05)	Box / Meter
AMB-300 3,0/1,0	3,0	1,0	0,55	10
AMB-300 4,5/1,5	4,5	1,5	0,60	10
AMB-300 6,0/2,0	6,0	2,0	0,65	10
AMB-300 9,0/3,0	9,0	3,0	0,75	5
AMB-300 12,0/4,0	12,0	4,0	0,80	5
AMB-300 18,0/6,0	18,0	6,0	0,90	5
AMB-300 24,0/8,0	24,0	8,0	1,00	5

Type / Size	As supplied: inside diameter in mm (min.)	After recovery: inside diameter in mm (max.)	After recovery: wall thickness in mm (+/- 0,05)	Box / Meter
AMB-DW 3,0/1,0	3,0	1,0	1,00	5,0
AMB-DW 4,8/1,5	4,8	1,5	1,00	4,0
AMB-DW 6,0/2,0	6,0	2,0	1,00	3,5
AMB-DW 9,0/3,0	9,0	3,0	1,40	3,0
AMB-DW 12,0/4,0	12,0	4,0	1,60	2,5
AMB-DW 19,0/6,0	19,0	6,0	2,15	2,0
AMB-DW 24,0/8,0	24,0	8,0	2,40	1,5



FLAT PRINTABLE TUBING AIMS-300

Flat, Zero Halogen, Flame Retarded



AIMS-300

Features

- Shrink ratio 3:1 • Supplied flat, ideal for use in printers
- The tube shows excellent flame retardant, insulation and flexible properties.

Applications

- This flat tubing is a environmental friendly heat shrinkable tube made with specially designed halogen free polyolefin ideal for underground applications where zero halogen cables & accessories are in demand.

Various

- Operating temperature: -55°C to +135°C
- Minimum shrink temperature: 100°C

Order information

- Color: yellow, white.
- Other colors on request.




For electronic, automotive and consumer goods.
Flexible, flame retardant, low shrinking temperature.
Free from harmful substances such as PBB's, PBBO's, PBBE's.

Property	Test Method	Typical Data
Operating temperature		-55°C to +135°C
Tensile strength	ASTM D 2671	>10 MPa
Elongation at break	ASTM D 2671	>250%
Longitudinal shrinkage	UL 224	35%
Dielectric strength	IEC 243	22Kv/mm
Eccentricity	ADTM D 2761	<30%
Heat shock	250°C/4 hrs	No cracking
Heat aging Tensile strength Ultimate elongation	175°C, 168hrs	9.0MPa >150%
Flammability	ASTM D8763	pass

Type / Size	As supplied: inside diameter in mm (min.)	After recovery: inside diameter in mm (max.)	After recovery: wall thickness in mm (+/- 0,05)	Reel / Meter
AIMS-300 - 3,0/1,0	3,0	1,0	0.57	30M
AIMS-300 - 4,5/1,5	4,8	1,5	0.57	30M
AIMS-300 - 6,0/2,0	6,4	2,0	0.58	30M
AIMS-300 - 9,0/3,0	9,5	3,0	0.60	30M
AIMS-300 - 12,0/4,0	12,7	4,0	0.60	30M
AIMS-300 - 18,0/6,0	19,1	6,0	0.60	30M
AIMS-300 - 24,0/8,0	25,4	8,0	0.65	30M





ADW-300/400-HF

Dual-wall heat shrink tubing / flexible / halogen free / flame retardant / 3:1 / 4:1 / adhesive lined

Features

- Crosslinked co-extruded adhesive lined Polyolefin • Shrink ratio: 3:1 and 4:1
- Flame retardant • Excellent sealing and insulation properties • UV resistant

Approvals

- UL 224 125°C VW-1 600 V file E527507 • CSA C22.2 No. 198.1-06 (except clear)
- Meets: SAE-AMS-DTL-23053/4 • Meets: RoHS

Application

- Operating temperature: -55 °C to +135°C • Minimum shrink temperature: +70°C
- Minimum full recovery temperature: +110°C • Longitudinal change: 0 ± 10% max.

Order information


- Color: black
- Other colors: available on request
- Also available in various lengths and in mini boxes



Specially designed halogen free adhesive lined polyolefin.
Used to military applications and as well to protect auto wires, shipping cable, bundle wires and metal tubes against water and moisture.
Ideal for underground applications.
Free from harmful substances such as Halogens, PPB's, PBBO's, PBBE's.

Type / Size	As supplied: inside diameter in mm (min.)	After recovery: inside diameter in mm (max.)	After recovery: wall thickness in mm (+/- 0,05)	Standard length
ADW-300-HF 3/1	3,0	1,0	1,00	1,22 m / 150 m
ADW-300-HF 4,8/1,5	4,8	1,5	1,00	1,22 m / 75 m
ADW-300-HF 6/2	6,0	2,0	1,00	1,22 m / 75 m
ADW-300-HF 9/3	9,0	3,0	1,40	1,22 m / 50 m
ADW-300-HF 12/4	12,0	4,0	1,60	1,22 m / 30 m
ADW-300-HF 19/6	19,0	6,0	2,15	1,22 m / 30 m
ADW-300-HF 24/8	24,0	8,0	2,40	1,22 m / 30 m
ADW-300-HF 30/10	30,0	10,0	2,40	1,22 m / 30 m
ADW-300-HF 40/13	40,0	13,0	2,40	1,22 m / 30 m
ADW-400-HF 4/1	4,0	1,0	1,00	1,22 m / 150 m
ADW-400-HF 6/1,5	6,0	1,5	1,00	1,22 m / 75 m
ADW-400-HF 8/2	8,0	2,0	1,00	1,22 m / 75 m
ADW-400-HF 12/3	12,0	3,0	1,40	1,22 m / 50 m
ADW-400-HF 16/4	16,0	4,0	1,60	1,22 m / 30 m
ADW-400-HF 24/6	24,0	6,0	2,15	1,22 m / 30 m
ADW-400-HF 32/8	32,0	8,0	2,40	1,22 m / 30 m
ADW-400-HF 52/13	52,0	13,0	2,40	1,22 m





DUAL WALL TUBING ABK

High performance adhesive, high shrink ratio



ABK

Dual-wall heat shrink tubing / automotive / adhesive lined / 4:1

Features

- Crosslinked adhesive lined Polyolefin • Shrink ratio: 4:1
- High performance adhesive • Designed for wire harnesses / splices
- Tubing for automotive industry • Excellent mechanical performance

Approvals

- Meets: UL224 125°C 600V SAE-AMS-DTL-23053/4

Application

- Operating temperature: -55°C to +125°C • Minimum shrink temperature: +110°C
- Minimum full recovery temperature: +135°C • Longitudinal change: 0 ± 10% max.

Order information

- Colors: black, transparent



Specially designed to protect splices and joint of wire harness, and other components against environment damage.

Type / Size	As supplied: inside diameter in mm (min.)	After recovery: inside diameter in mm (max.)	After recovery: wall thickness in mm (+/- 0,05)	Standard length in mm
ABK 6,0/1,27	6,0	1,27	1,30	1220
ABK 8,0/1,65	8,0	1,65	1,52	1220
ABK 12,0/2,41	12,0	2,41	1,91	1220
ABK 18,0/4,45	18,0	4,45	2,41	1220





AMW/AMWA

Medium-wall heat shrink tubing / with and without hot melt adhesive

Features

- Medium-wall tubing with and without hot melt adhesive
- Good environmental protection
- Good electrical and mechanical performance
- Ideal for low voltage applications
- UV resistant

Approvals

- Meets: RoHS

Application

- Operating temperature: -55 °C to +110°C
- Minimum full recovery temperature: +120°C
- Longitudinal change: 0 ± 10% max.

Order information


- Also available in lengths of 1 and 1,5 meter
- Color: black



Recommended to applications for light cable and wire harnesses that require waterproofing, protection, and sealing of connectors components within the tubing.


Type / Size	As supplied: inside diameter in mm (min.)	After recovery: inside diameter in mm (max.)	After recovery: wall thickness in mm (+/- 0,05)	Standard length in mm
AMW/AMWA 8/2	8,0	2,0	1,6	1220
AMW/AMWA 12/3	12,0	3,0	2,0	1220
AMW/AMWA 16/5	16,0	5,0	2,2	1220
AMW/AMWA 22/6	22,0	6,0	2,4	1220
AMW/AMWA 28/6	28,0	6,0	2,5	1220
AMW/AMWA 33/8	33,0	8,0	2,5	1220
AMW/AMWA 40/12	40,0	12,0	2,5	1220
AMW/AMWA 55/16	55,0	16,0	2,7	1220
AMW/AMWA 65/19	65,0	19,0	2,9	1220
AMW/AMWA 75/22	75,0	22,0	3,0	1220
AMW/AMWA 85/25	85,0	25,0	3,0	1220
AMW/AMWA 95/25	95,0	25,0	3,0	1220
AMW/AMWA 115/34	115,0	34,0	3,2	1220
AMW/AMWA 140/42	140,0	42,0	3,3	1220
AMW/AMWA 160/50	160,0	50,0	3,3	1220
AMW/AMWA 180/58	180,0	58,0	3,3	1220
AMW/AMWA 205/65	205,0	65,0	3,3	1220
AMW/AMWA 235/65	235,0	65,0	3,7	1220
AMW/AMWA 265/75	265,0	75,0	3,8	1220
AMW/AMWA 300/75	300,0	75,0	3,8	1220
AMW/AMWA 350/100	350,0	100,0	4,2	1220
AMW/AMWA 380/150	380,0	150,0	4,2	1220
AMW/AMWA 410/150	410,0	150,0	4,2	1220





SPECIAL PURPOSE TUBING AMWM

Anti corrosive mastic adhesive lined medium wall tubing



AMWM

Anti corrosive mastic adhesive lined medium wall tubing

Crosslinked polyolefin heat shrink tubing, manufactured with an inner layer of special formula hot-melt mastic adhesive which provides sealing after shrinkage and upon cooling. Used to protect metal pipeline joints against corrosion.



Approvals

- Meets: RoHS

Application:

- Operating temperature: -55°C to +125°C
- Minimum full recovery temperature: +120°C
- Longitudinal change: 0 ± 10% max.

Order information

- Color: black

Type / Size	As supplied: inside diameter in mm (min.)	After recovery: inside diameter in mm (max.)	After recovery: wall thickness in mm (+/- 0,05)	Standard length in mm
12/3	12	3	1,5	1,0
19/6	19	6	2,2	1,0
30/8	30	8	2,2	1,0
40/12	40	12	2,2	1,0
50/16	50	16	2,5	1,0
63/19	63	19	2,7	1,0
75/22	75	22	2,8	1,0
95/30	95	30	3,4	1,0
115/34	115	34	3,3	1,0
140/42	140	42	3,5	1,0
165/50	165	50	4,3	1,0
190/60	190	60	3,7	1,0

Property	Units	Value	Standard
Density	g/cm ³	1,08±5%	ASTM D 792
Tensile strength	N/mm ²	≥18	ASTM D 638
Elongation at break	%	≥600	ASTM D 638
Volym resistivity	Ω*cm	≥10 ¹³	IEC 93
Dielectric strength	kV/mm	≥25	IEC 243
Resistance to fungi	-	Pass rate 1	ASTM G 21
Carbon black content	%	≥2,5	ASTM 2671
Cemical resistance (0,1N-Na2SO4, H2SO4, NaOH, Na Cl)	-	Pass	-
Continuous temperature range	°C	-55 – +125	-





AHW/AHWA

Heavy-wall heat shrink tubing / with and without hot melt adhesive

Features

- Heavy-wall tubing with and without hot melt adhesive
- Superior electrical and environmental insulation
- Excellent abrasion and impact resistance
- Ideal for low voltage applications
- UV resistant

Approvals

- Meets: RoHS

Application

- Operating temperature: -55 °C to +110°C
- Minimum full recovery temperature: +120°C
- Longitudinal change: 0 ± 10% max.

Order information


- Also available in lengths of 1 and 1,5 meter
- Color: black



Recommended for applications on light cables and wire harnesses which require waterproofing, protection of connector components. Halogen and Cadmium free.


Type / Size	As supplied: inside diameter in mm (min.)	After recovery: inside diameter in mm (max.)	After recovery: wall thickness in mm (+/- 0,05)	Standard length in mm
AHW/AHWA 9/3	9,0	3,0	1,8	1220
AHW/AHWA 13/4	13,0	4,0	2,2	1220
AHW/AHWA 22/6	22,0	6,0	2,7	1220
AHW/AHWA 33/8	33,0	8,0	3,2	1220
AHW/AHWA 40/12	40,0	12,0	4,0	1220
AHW/AHWA 45/12	45,0	12,0	4,0	1220
AHW/AHWA 55/16	55,0	16,0	4,0	1220
AHW/AHWA 65/19	65,0	19,0	4,0	1220
AHW/AHWA 75/22	75,0	22,0	4,0	1220
AHW/AHWA 85/25	85,0	25,0	4,2	1220
AHW/AHWA 95/30	95,0	30,0	4,2	1220
AHW/AHWA 105/30	105,0	30,0	4,2	1220
AHW/AHWA 115/34	115,0	34,0	4,2	1220
AHW/AHWA 130/36	130,0	36,0	4,2	1220
AHW/AHWA 160/50	160,0	50,0	4,2	1220
AHW/AHWA 180/50	180,0	50,0	4,2	1220
AHW/AHWA 200/60	200,0	60,0	4,2	1220
AHW/AHWA 235/65	235,0	65,0	4,1	1220
AHW/AHWA 265/75	265,0	75,0	4,3	1220
AHW/AHWA 300/85	300,0	85,0	4,4	1220
AHW/AHWA 350/100	350,0	100,0	4,5	1220





WRAPAROUND REPAIR AWAS-G

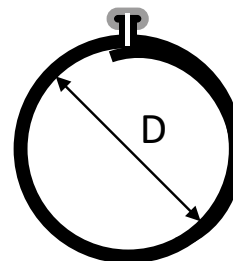
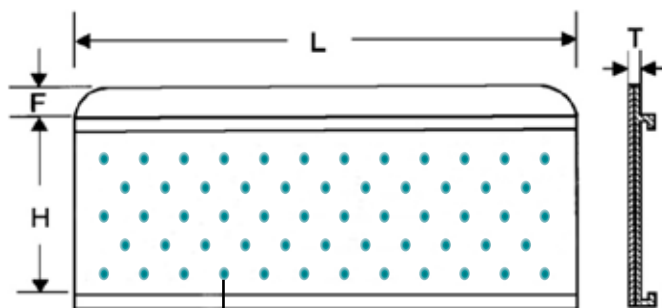

Electrical Insulating Heat Shrink Sleeve



BOXCO Heat Shrinkable Wrap-Around Sleeves are mainly used for repairing outer/ inner sheath of cables. These sleeves are also used for providing corrosion protection to the metallic parts of the cables that are exposed to polluted environment and for making telecommunication cable joints.

The Wrap-Around Sleeves are made from thermally stabilised, cross linked, weather resistant, polymeric material and is halogen free.

The Sleeves are coated internally with hot melt adhesive. The outer surface of the sleeves have thermochromic paint.




THERMOCHROMIC PAINT

*Drawing depicts typical dimensions (Dimensions are all in mm)

L – Length as per requirement and Maximum 1500mm | Te – Total Expanded Thickness of Sleeve with Adhesive
Tr – Total recovered thickness of sleeve and adhesive

PRODUCT DIMENSIONS				
CODE	H	F	Te	Tr
	mm	mm (min)	mm (min)	
AWAS-G 43/08	145 ± 5	20	1.2	2.0
AWAS-G 52/10	175 ± 5	20	1.2	2.0
AWAS-G 76/22	260 ± 10	20	1.2	2.0
AWAS-G 100/30	350 ± 10	30	1.2	2.0
AWAS-G 139/38	460 ± 10	30	1.2	2.0
AWAS-G 185/55	576 ± 10	30	1.2	2.0
AWAS-G 210/55	630 ± 10	30	1.2	2.0

MATERIAL SPECIFICATIONS		
CHARACTERISTIC	VALUE	TEST METHOD
Physical Properties		
Tensile Strength	17.5 N/sqmm (min)	ISO R - 527
Ultimate Elongation	300% (min)	ISO R - 527
Water Absorption	0.1% (max)	ASTM D – 570
Torchability	No Split	TE 201 AOL
ESCR 48 Hours at 500C	No Cracks	ASTM D - 1693
Thermal Ageing Tests (1200C for 500 hours)		
Tensile Strength	15 N/sqmm (min)	ISO R - 527
Ultimate Elongation	200% (min)	ISO R - 527
Electrical Properties		
Dielectric Strength	12 kV/mm (min)	ASTM D-149
Chemical Properties		
Chemical resistance immersion in following liquids 0.1 N sol. Of Na SO,NaCl, NaOH (40%), H'SO(3%), for 24 hrs at room temp.	Good (No visual defects)	ISO - 175
Tensile Strength	15 N/sqmm (min)	ISO - 175
Ultimate Elongation	200% (min)	ISO - 175
Temperature Indicating Paint Colour Conversion		
1500C for 30 Minutes	No Change	Visual
2500C for 5 Minutes	Colour Change	Visual





ABBM/ABBH

Halogen free flexible busbar insulation tubing

Features

- ABBM = medium-wall tubing • Medium-wall flexible busbar insulation tubing
- ABBH = heavy-wall tubing • Heavy-wall flexible busbar insulation tubing
- Modified Polyolefin • Excellent electrical properties and creeping resistance
- Halogen free • UV and weather resistant • Up to 36 kV

Approvals

- Meets: RoHS

Application

- Minimum full recovery temperature: +120°C
- Longitudinal change: 0 ± 10% max.

Order information

- Color: red



Provides insulation enhancement and protection against flashover and accidentally induced discharge

Type / Size	As supplied: inside diameter in mm (min.)	After recovery: inside diameter in mm (max.)	After recovery: wall thickness in mm (+/- 0,05)	Reel / Meter & Standard length in mm
ABBM 15/6	15,0	6,0	2,5	30 meter
ABBM 25/10	25,0	10,0	2,9	30 meter
ABBM 30/12	30,0	12,0	2,9	30 meter
ABBM 40/16	40,0	16,0	2,9	30 meter
ABBM 50/20	50,0	20,0	2,9	15 meter
ABBM 65/25	65,0	25,0	2,9	15 meter
ABBM 75/30	75,0	30,0	2,9	15 meter
ABBM 100/40	100,0	40,0	2,9	15 meter
ABBM 120/50	120,0	50,0	2,9	15 meter
ABBH 25/10	25,0	10,0	4,0	1220 mm
ABBH 40/16	40,0	16,0	4,0	1220 mm
ABBH 50/20	50,0	20,0	4,0	1220 mm
ABBH 75/25	75,0	25,0	4,0	1220 mm
ABBH 95/30	95,0	30,0	4,0	1220 mm
ABBH 120/40	120,0	40,0	4,1	1220 mm
ABBH 180/58	180,0	58,0	4,1	1220 mm





AEC

Moulded parts / cable end caps with spiral adhesive coating

Features

- AEC = standard end cap
- AEC-L = standard end cap, extended length
- Crosslinked Polyolefin
- Excellent sealing properties
- Ideal for low voltage applications
- UV and weather resistant

Approvals

- Meets: RoHS

Application

- Operating temperature: -55 °C to +110°C
- Minimum full recovery temperature: +120°C
- Longitudinal change: 0 ± 10% max.

Order information

- Color: black



Resistant to oxydation, ozone, UV radiation. Protects power cables up to 1000 V and telecommunication cables. Very easy to fit over cable end. Environment definitive watertight seal.

Type / Size	As supplied: inside diameter in mm (min.)	After recovery: inside diameter in mm (max.)	After recovery: wall thickness in mm (+/- 0,05)	After recovery: length in mm
AEC 12/4	12,0	4,0	2,6	40,0
AEC 14/5	14,0	5,0	2,2	45,0
AEC 20/6	20,0	6,0	2,8	55,0
AEC 25/8,5	25,0	8,5	2,8	68,0
AEC 35/16	35,0	16,0	3,3	90,0
AEC 40/16	40,0	16,0	3,3	83,0
AEC 55/26	55,0	26,0	3,5	103,0
AEC 75/36	75,0	36,0	4,0	120,0
AEC 100/52	100,0	52,0	4,0	140,0
AEC 120/60	120,0	60,0	4,0	150,0
AEC 145/60	145,0	60,0	4,0	150,0
AEC 160/80	160,0	80,0	4,0	150,0
AEC-L 14/4	14,0	4,0	2,2	60,0
AEC-L 40/15	40,0	15,0	3,3	90,0
AEC-L 55/23	55,0	23,0	3,8	140,0
AEC-L 62/23	62,0	23,0	3,8	140,0
AEC-L 75/36	75,0	36,0	4,0	150,0
AEC-L 75/36	75,0	36,0	4,2	170,0
AEC-L 100/47	100,0	47,0	4,0	155,0





ABOS

Moulded parts / low voltage cable breakouts 2 - 5 cores

Features

- ABOS-LV2 = low voltage cable breakout 2 – cores
- ABOS-LV3 = low voltage cable breakout 3 – cores
- ABOS-LV3 L = low voltage cable breakout 3 – cores (extended length)
- Crosslinked Polyolefin • Available for 2 – 5 cores
- Excellent sealing properties
- Ideal for low voltage applications • UV resistant

Approvals

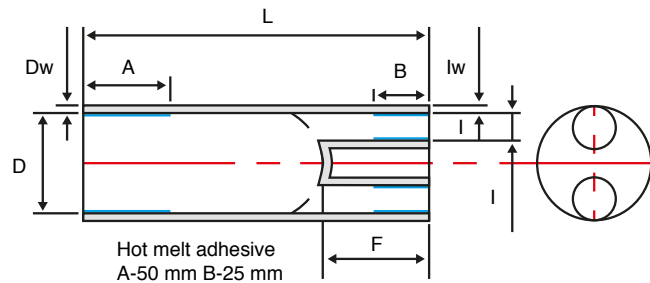
- Meets: RoHS

Application

- Operating temperature: -55 °C to +110°C
- Minimum shrink temperature: +110°C
- Minimum full recovery temperature: +130°C
- Longitudinal change: 0 ± 10% max.


Order information

- Color: black



Type / Size	As supplied: inside diameter large in mm (min.)	As supplied: inside diameter small in mm (min.)	After recovery: inside diameter large in mm (max.)	After recovery: inside diameter small in mm (min.)	After recovery: wall thickness in mm (+/- 0,05)	After recovery: length in mm
ABOS-LV2 22/8	22,0	9,0	8,0	3,5	2,2	55,0
ABOS-LV2 30/12	30,0	12,0	12,0	4,5	2,6	93,0
ABOS-LV2 40/15	40,0	15,0	16,0	5,0	2,1	125,0
ABOS-LV2 60/25	60,0	25,0	23,0	7,5	2,6	118,0
ABOS-LV2 L 60/25	60,0	25,0	23,0	7,5	2,6	155,0
ABOS-LV2 100/30	100,0	30,0	42,0	9,0	3,1	155,0
ABOS-LV2 150/20	150,0	20,0	75,0	6,0	3,8	170,0
ABOS-LV3 38/14	38,0	14,0	17,0	4,5	2,7	98,0
ABOS-LV3 60/25	60,0	25,0	25,0	8,0	3,0	165,0
ABOS-LV3 80/35	80,0	35,0	38,0	11,0	3,5	185,0
ABOS-LV3 110/46	110,0	46,0	50,0	17,5	4,0	250,0
ABOS-LV3 125/55	125,0	55,0	57,0	20,0	4,0	260,0
ABOS-LV3 140/62	140,0	62,0	70,0	26,0	4,0	280,0
ABOS-LV3 170/75	170,0	75,0	77,0	28,0	4,0	280,0
ABOS-LV3 L 40/15	40,0	15,0	16,0	4,5	2,1	125,0
ABOS-LV3 L 60/25	60,0	25,0	24,0	8,0	3,2	180,0
ABOS-LV3 L 80/35	80,0	35,0	38,0	11,0	4,0	215,0





ABOS

Moulded parts / low voltage cable breakouts 2 - 5 cores

Features

- ABOS-LV4 = low voltage cable breakout 4 – cores
- ABOS-LV5 = voltage cable breakout 5 – cores
- Crosslinked Polyolefin • Available for 2 – 5 cores
- Excellent sealing properties
- Ideal for low voltage applications • UV resistant



Approvals

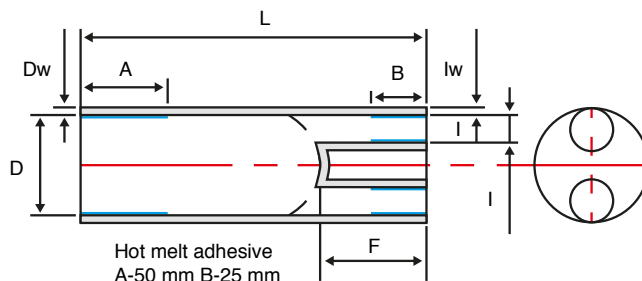
- Meets: RoHS

Application

- Operating temperature: -55 °C to +110°C
- Minimum shrink temperature: +110°C
- Minimum full recovery temperature: +130°C
- Longitudinal change: 0 ± 10% max.

Order information

- Color: black



Type / Size	As supplied: inside diameter large in mm (min.)	As supplied: inside diameter small in mm (min.)	After recovery: inside diameter large in mm (max.)	After recovery: inside diameter small in mm (min.)	After recovery: wall thickness in mm (+/- 0,05)	After recovery: length in mm
ABOS-LV4 42/14	42,0	14,0	15,0	3,5	2,2	105,0
ABOS-LV4 55/20	55,0	20,0	21,0	5,0	3,1	150,0
ABOS-LV4 65/26	65,0	26,0	26,0	7,0	3,3	175,0
ABOS-LV4 75/28	75,0	28,0	26,0	7,0	3,3	175,0
ABOS-LV4 82/30	82,0	30,0	37,0	9,0	4,0	190,0
ABOS-LV4 90/32	90,0	32,0	37,0	9,0	4,0	190,0
ABOS-LV4 102/38	102,0	38,0	47,0	12,0	4,0	198,0
ABOS-LV4 130/52	130,0	52,0	52,0	15,0	4,0	240,0
ABOS-LV4 160/64	160,0	64,0	70,0	19,0	4,0	260,0
ABOS-LV5 40/13	40,0	13,0	19,0	4,0	2,5	98,0
ABOS-LV5 55/18	55,0	18,0	24,0	5,0	3,2	155,0
ABOS-LV5 80/26	80,0	26,0	33,0	8,0	3,0	175,0
ABOS-LV5 100/34	100,0	34,0	42,0	10,0	3,0	190,0





ADR-25

Diesel Resistant, Flexible, Elastomeric heat shrinkable tubing

ADR-25 is designed for protecting cables, wire harness and brake lines in transportation and military applications where resistance to diesel, oil, hydraulic fluids is critical.

Material	: Crosslinked modified elastomer
Features	: Operation temp.: -65°C to +150°C • High flame retardant High abrasion and cut resistance • Excellent diesel, hydraulic fluids resistance • Shrink ration: 2:1 Meets: SAE-AMS-DTL-23053/16
Colors	: Black



Properties	Test method	Typical data
Tensile strength	ASTM D 2671	12 Mpa Min.
Elongation at break	ASTM D 2671	300% Min.
Tensile strength after ageing	158°C 168hours	8 Mpa Min.
Elongation at break after ageing	158°C 168hours	200% Min.
Dielectric strenght	ASTM D 150	17.5kV/mm
Volume resistance	ASTM D 2671	10 ⁹ .Ω.cm Min.
Flammability	ASTM D 2671	Self-extinguish in 15 sec.
Fuilds resistance tensile trength	ISO 37, 24hrs (diesel 70°C, Hydraulic 70°C, Lubricant 100°C)	10 Mpa Min.
Fluid resistance elongation		200% Min.




D* = Inner diameter as supplied
d* = Inner diameter after fully recovered
w = wall thickness after recovered

Type / Size	As supplied: inside diameter in mm (min.)	After recovery: inside diameter in mm (max.)	After recovery: wall thickness in mm (+/- 0,05)	Reel / Meter & Standard length in mm
ADR-25 3.2/1.6	3.2	1.6	0.76+/-0.15	50 meter
ADR-25 4.8/2.4	4.8	2.4	0.85+/-0.15	50 meter
ADR-25 6.4/3.2	6.4	3.2	0.90+/-0.15	50 meter
ADR-25 9.5/4.8	9.5	4.8	1.02+/-0.15	50 meter
ADR-25 12.7/6.4	12.7	6.4	1.22+/-0.20	50 meter
ADR-25 19.1/9.5	19.1	9.5	1.45+/-0.25	50 meter
ADR-25 25.4/12.7	25.4	12.7	1.78+/-0.25	50 meter
ADR-25 38.1/19.1	38.1	19.1	2.41+/-0.40	50 meter
ADR-25 50.8/25.4	50.8	25.4	2.80+/-0.40	50 meter
ADR-25 76.2/38.1	76.2	38.1	3.15+/-0.50	50 meter
ADR-25 100/50	101.6	50.0	3.50+/-0.50	50 meter

Special specification are available upon request.






SPECIAL TUBING

AKY-175

High temperature resistance, Chemical and solvent resistance



AKY-175

Special heat shrink tubing / Kynar® / 175 degrees / 2:1

Features

- Crosslinked PVDF
- Shrink ratio: 2:1
- Superior mechanical and abrasion resistance
- Highly flame retardant
- High temperature resistance
- Excellent chemical and solvent resistance

Approvals

- Meets: UL, VW-1. Meets: SAE-AMS-DTL-23053/ 18. RoHS

Application

- Operating temperature: -55 °C to +175°C
- Minimum shrink temperature: +175°C
- Longitudinal change: 0 ± 10% max.

Order information


- Color: transparent (black available on request)



Ideal for applications that require high temperature performance, outstanding abrasion and cut-through resistance or superior chemical and solvent resistance properties.

Type / Size	As supplied: inside diameter in mm (min.)	After recovery: inside diameter in mm (max.)	After recovery: wall thickness in mm (+/- 0,05)	Reel / Length
AKY-175 1,2/0,6	1,2	0,6	0,20	150m / 1,22m
AKY-175 1,6/0,8	1,6	0,8	0,20	150m / 1,22m
AKY-175 2,4/1,2	2,4	1,2	0,23	150m / 1,22m
AKY-175 3,2/1,6	3,2	1,6	0,23	150m / 1,22m
AKY-175 4,8/2,4	4,8	2,4	0,23	75m / 1,22m
AKY-175 6,4/3,2	6,4	3,2	0,28	75m / 1,22m
AKY-175 9,5/4,8	9,5	4,8	0,28	1,22m
AKY-175 12,7/6,4	12,7	6,4	0,28	1,22m
AKY-175 19,1/9,5	19,1	9,5	0,36	1,22m
AKY-175 25,4/12,7	25,4	12,7	0,41	1,22m





ATFE 2:1

Special heat shrink tubing / Teflon® / 260 degrees / 2:1

Features

- Modified Tetrafluoroethylene • Shrink ratio: 2:1 • Superior chemical and mechanical performance • Very low friction coefficient • Excellent electrical properties

Approvals


- Meets: RoHS
- Meets: SAE-AMS-DTL-23053/12

Application

- Operating temperature: -65 °C to +260°C
- Minimum full recovery temperature: +350°C
- Longitudinal change: 0 ± 10% max.


Key properties:

- Excellent electrical properties • Excellent chemical resistance • Smoothness
- High dielectric constant • Durable • Application temperature 340°C • UV resistant



Type / Size	As supplied: inside diameter in mm (min.)	After recovery: inside diameter in mm (max.)	After recovery: wall thickness in mm (+/- 0,05)	Standard length in mm
1/8	5.4	3.3	0.50	1220
1/4	10.4	6.6	0.50	1220
5/16	11.9	8.4	0.50	1220
3/8	14.2	10.2	0.50	1220
7/16	16.6	11.7	1.00	1220
1/2	19.0	13.3	1.00	1220
5/8	23.6	16.7	1.00	1220
3/4	28.5	20.0	1.00	1220
7/8	33.2	23.2	1.00	1220

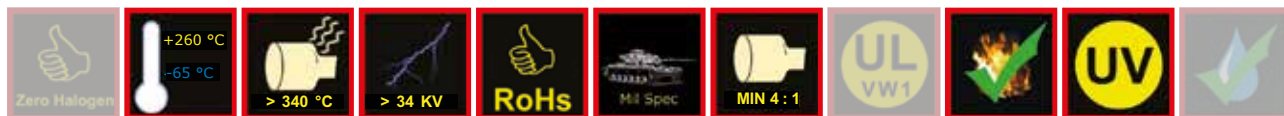




SPECIAL TUBING

ATFE 4:1

High temperature Teflon® tubing



ATFE 4:1

Special heat shrink tubing / Teflon® / 260 degrees / 4:1

Features

- Modified Tetrafluoroethylene • Shrink ratio: 4:1 • Superior chemical and mechanical performance • Very low friction coefficient • Excellent electrical properties

Approvals

- Meets: RoHS • Meets: SAE-AMS-DTL-23053/12

Application

- Operating temperature: -65 °C to +260°C
- Minimum full recovery temperature: +350°C
- Longitudinal change: 0 ± 10% max.

Key properties

- Excellent electrical properties • Excellent chemical resistance • Smoothness
- High dielectric constant • Durable • Application temperature 340°C • UV resistant



Type / Size	As supplied: inside diameter in mm (min.)	After recovery: inside diameter in mm (max.)	After recovery: wall thickness in mm (+/- 0,05)	Standard length in mm
V 5/64	1.98	0.64	0.22	1220
V 1/8	3.18	0.94	0.25	1220
V 3/16	4.75	1.27	0.30	1220
V 1/4	6.35	1.60	0.30	1220
V 5/16	7.92	2.00	0.30	1220
V 3/8	9.52	2.44	0.30	1220
V 7/16	11.13	2.85	0.30	1220
V 1/2	12.70	3.66	0.30	1220
V 9/16	14.27	3.94	0.38	1220
V 5/8	15.88	4.52	0.38	1220
V 11/16	17.45	5.03	0.38	1220
V 3/4	19.05	5.70	0.38	1220
V 7/8	22.23	6.20	0.38	1220
V 1	25.40	7.06	0.38	1220
V 1 1/4	31.75	8.82	0.38	1220
V 1 1/2	38.10	10.20	0.38	1220
V 1 3/4	44.45	11.43	0.38	1220
V 2	50.80	13.20	0.50	1220
V 2 1/4	57.15	14.85	0.50	1220
V 2 1/2	63.50	16.50	0.50	1220
V 2 3/4	69.85	18.00	0.50	1220
V 3	76.20	19.70	0.50	1220
V 3 1/4	82.55	21.20	0.50	1220
V 3 1/2	88.90	23.00	0.63	1220
V 3 3/4	95.25	24.40	0.63	1220
V 4	101.60	26.00	0.63	1220



ACSC

Applications

- Heat Shrinkable splices provide a permanent environmental seal.
- The polymer used in the production of the heat shrink tube is specially adapted to be crimped.
- Ideal for electrical equipment repairs, maintenance and outdoor electrical cabling

Features

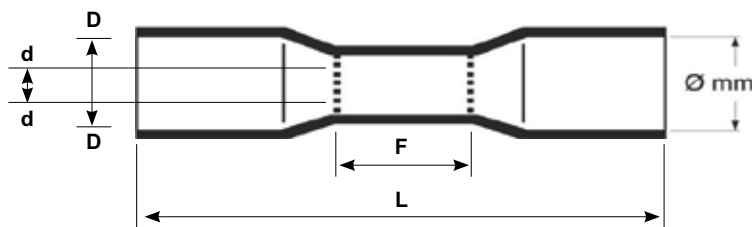
- RoHS compliant. Excellent fluid resistance (100% waterproof).
- Very high abrasion resistance.
- Shrink ratio: 3:1

Various


- Minimum shrink temperature: 110°C
- Operating temperature: -55°C to +125°C



Property	Specification Requirement	Test Method	Typical Value
Tensile strength (Room temp.)	Min. 10.4Mpa	UL224	18.5Mpa
Elongation at break (Room temp.)	Min. 200%	UL224	450%
Tensile strength after aging (158°C 168hrs)	Min. 7.3Mpa	UL224	15Mpa
Elongation after aging (158°C 168hrs)	Min. 100%	UL224	220%
Voltage withstand (Un-aged)	Withstand 2.5kV for 1 minute and breakdown	UL224	Pass
Voltage withstand (Aged)	Withstand at least half of un-aged breakdown voltage for 1 minute and breakdown	UL224	Pass
Copper corrosion (158°C 168hrs)	No corrosion of bare copper	UL224	No sign of deg.
Copper stability (158°C 168hrs)	No sign of degradation (min. elongation 100%)	UL224	Pass
Cold bend (-30°C 1hrs)	No crack	UL224	Pass
Maximum secant modulus (2%)	173Mpa	UL224	Pass
Volume resistivity	Min. 10 ¹⁴ Ω·cm	UL224	Pass
Heat shock (250°C 4hrs)	No crack	ASTM D2671	Pass
Dielectric strength	>15.8kV/mm	ASTM D2671	>25kV/mm



Property	Butt Splice Dimensions (mm)		F (mm)	d (mm)
	D Min.	L Nom.		
WHITE 0,25 - 0,5 mm ²	3.2	28.0	12	1.0
RED 0,5 - 1,5 mm ²	4.8	35.0	15	1.6
BLUE 1,5 - 2,5 mm ²	5.8	35.0	15	2.2
YELLOW 4 - 6 mm ²	6.8	41.0	15	3.4



SPECIALITY PRODUCT

ASSC

Solder Sleeves Connectors

ASSC

Applications

Heat shrinkable solder sleeves with the thin ring and PE outer layer provide a permanent encapsulation, insulation and strain relief on motor tabs, connectors pins and switch terminals.

Features

Thermoplastic inner insert at each end of the terminator, sealing against water and moisture. Refluxed solder ring, offers controlled soldering process.

Various

- Operating temperature: -55°C to + 125°C
- RoHS compliant
- REACH compliant
- Fully contraction temperature: 130°C
- Solder began to melt temperature: 125°C
- Solder completely melt temperature: 150°C

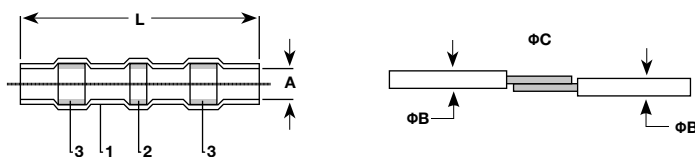
Standard colors

Transparent outer layer

Inner thermoplastic insert White, Red, Blue, Yellow



Property	Specification Requirement	Test Method	Typical Value
Tensile strength	exceeds strength of conductor	NAS1745	passed
Tensile strength after aging	exceeds strength of conductor	NAS1745	passed
Voltage Drop	<2.5MV	NAS1745	passed
Voltage Resistant	>600V	UL224	passed
Protection type	-	IEC 60529	IP67
Volume resistivity	>10 ¹⁵ Ω·m	ASTM D876	passed
Dielectric strength	>15.8kV/mm	ASTM D2671	>25kV/mm



Item 1: Heat shrinkable sleeve, transparent, radiation cross-linked modified polyolefin.

Item 2: Solder ring with flux.

Item 3: Meltable rings.

Product Code	Size Code Color Item 3	L (mm)	Qty Item 2	ΦA Min (mm)	Wire Dimensions (mm)			Cable Size
					ΦB Min	ΦB Max ΦC Max	ΦC Min	
ASSC-1	White	26	1	1.7	0.4	1.7	0.76	0.25-0.5mm ² (26-24 AWG)
ASSC-2	Red	40	1	2.7	1.3	2.7	1.2	0.5-1.5mm ² (22-18 AWG)
ASSC-3	Blue	40	1	4.5	1.8	4.5	2.0	1.5-2.5mm ² (16-14 AWG)
ASSC-4	Yellow	40	1	6.0	2.8	6.0	3.4	4-6mm ² (12-10 AWG)

Other sizes are available upon request.

Standard color: White, Red, Blue, Yellow. Other colors are available upon request.



Heat Gun HG 330-A

WELDY - HG 330-A heat gun is powerful and easy to use. This ergonomic heat gun can be used for countless applications. The temperature can be set in five degree ranges between 80°C and 650°C. Thanks to the digital temperature control, the temperature is fixed and remains constant – regardless of the set air volume and accessories.

Delivered in a case



Heat Gun HG 330-S

WELDY - HG 330-S is a powerful heat gun. It is suitable for many professional jobs due to the continuous fast temperature selection between 80°C and 600°C and due to the two-stage fan. HG 330-S does jobs that require hot air e.g. shrinkage of shrink tubing becomes easier thanks to high heat and blowing force, low weight and the ergonomic handle

Delivered in a case



Quick and easy

The installation of heat shrink products by Boxco is quick and easy. In order to reach maximum satisfaction from the heat shrink products it is suggested to follow the instructions below.

Tools

The heat shrink products should be shrunk with hot-air blowers (thin wall), gas heating torches (medium/heavy wall) and other equipment able to reach the temperature of over +120°C.

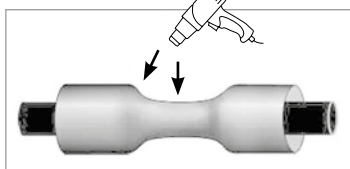
Installation of heat shrink tubes thin wall, medium wall and thick wall


Prepare the surface of the object on which the heat shrink tube will be installed


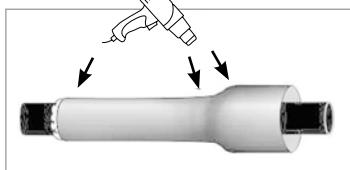
1. Un-dust and degrease the surface of the object, e.g. with a non-oil solvent.
2. Metal surfaces should be polished with abrasive cloth and heated up.

Prepare the heat shrink tube

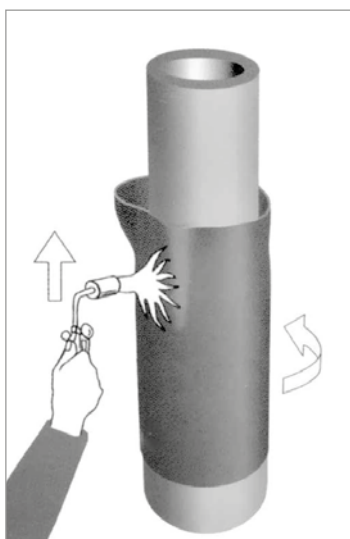
1. Choose the tube with the required insulation parameters and diameter (the diameter of the fully recovered heat shrink tubing shall be smaller than the diameter of the object).


Shrinking

1. Slide the heat shrink tube to the right position.
2. Set the temperature of the hot-air blower to the appropriate level for the material and wall-thickness of the Heat Shrink Tubing. Different materials have different minimum shrinking temperatures (+65°C up to 360°C. Higher temperatures can speed up the shrinking process. The hot-air blower should always be in constant movement (around the tube and out to the sides), be careful not to heat constant at one spot as this could cause local overheating of the material.
3. Start the shrinking process from the middle of the tube with constant round movements around the tube to achieve steady shrink. The middle part of the tube should shrink down and stick closely to the object.
4. Shrink the ends of the tube with constant movements from the middle towards the ends. The properly shrunk tube should be smooth, with no bulges and notches.
5. If the installed tube is a double layer tube - with adhesive - the adhesive should flow out at the ends of the heat shrink tube.
6. Leave the shrunk tube to cool down.



Installation of heat shrink tube of large diameter on posts (renovation)


Prepare the post


1. Dismantle all the post's elements, e.g. lighting elements, for better heat shrink tube set up.
2. Clean and apply the ground coating on the bare part of the post.

Prepare the heat shrink tube

1. Choose the heat shrink tube with the required parameters and diameter.

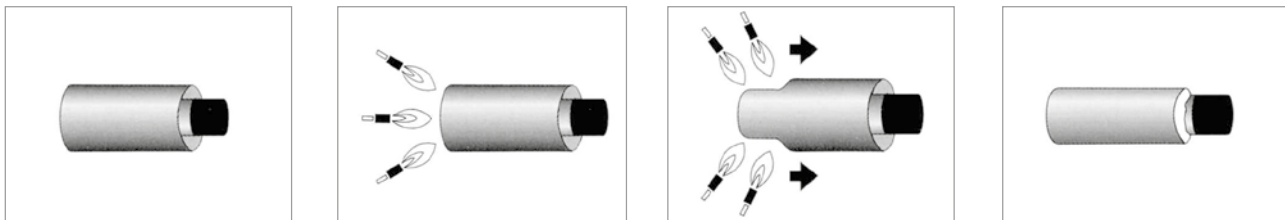
Shrinking

1. Slide the heat shrink tube.
2. Set the temperature of the hot-air blower to the appropriate level for the material and wall-thickness of the Heat Shrink Tubing. Different materials have different minimum shrinking temperatures (+65°C up to 360°C). Higher temperatures can speed up the shrinking process. The hot-air blower should always be in constant movement (around the tube and out to the sides), be careful not to heat constant at one spot as this could cause local overheating of the material.
3. Start the shrinking process from the bottom of the tube with constant round movements around the tube to achieve steady shrink. The bottom part of the tube should shrink down and stick closely to the object.
4. Shrink the other part of the tube with constant movements from the bottom up. The properly shrunk tube should be smooth, with no bulges and notches.
5. If the installed tube is a double layer tube - with adhesive - the adhesive should flow out at the ends of the heat shrink tube.
6. Leave the shrunk tube to cool down.



Installation of heat shrink breakout boots

Installation steps are similar to the installation of thin wall, medium wall and thick wall heat shrink tubes.



Installation of heat shrink end caps

Start the heating of the heat shrink end cap from the top of it towards the end. Keep the continuous movements of the heat torch or blower to gain a steady shrink. After proper installation the adhesive should flow out at the end of the end cap.

Technical details and operational properties of heat shrink tubes

Material

Main part of the wide range of the heat shrink tubes by BOXCO are made from radiated crosslinked polyolefin (e.g. polyethylene).

The excellent insulate and seal characteristics play an important role of protective layers, anti-corroding shields and decorative elements.

Heat shrinkable tubing's protect against changing weather conditions, aggressive underground factors and makes a perfect protection against moisture.

The heat shrink tubing adopt the shape of the object on which they are shrunk down to and improves the mechanical protection.

The tubing is resistant to UV radiation, fungus, mould and other corrosive agents; urine, salts, majority of oils, petrol, alcohols and grease.

Colours

Heat shrink tubing is available in many different colours but the most common is black.

The non-standard colours are produced on request.

Heat shrink tubes of large diameters and with heavier walls are almost always in black colour.

Lengths

Thin wall tubes – is normally supplied on reels, on request we can cut into various length from e.g. 2 cm, 20 cm etc.

Dual wall – is supplied both on reels and in 1,22 m pcs.

Medium and heavy wall tubes have a standard length of 1,22 m / pcs, with the possibility to be cut in other lengths on request, and the medium wall without adhesive can be supplied on reel.

The cutting of tubes according to a requested length must be done with a sharp tool, and the front surface of the cut part should be equal, smooth, without burrs, etc.

On special demand, we can make tubes with custom diameters and insulation properties.

Shrink temperature

Minimum shrink temperature is between + 65°C to + 360°C depending on material of the tubing.


Pay attention for overheating the tube.

Storage

Based on the test result we guarantee more than 10 year's shelf life for our heat shrinkable products in the storage condition of cool, dry and away from sunlight.

The recommended storage condition is -10°C to +40°C and maximum 75% relative humidity.

We certify that the values provided are as accurate as possible. Use of these values, however, remains the sole responsibility of the customer and cannot in any way substitute for testing the product under real conditions of use. The user must assess whether this product is suitable for a particular use. Boxco shall not be held responsible for any loss or anomaly resulting from the correct or incorrect use of this product.



"Leading expert in electromechanical products"

